



LUMS

Information Systems
and Technology

Microsoft

ClipChamp

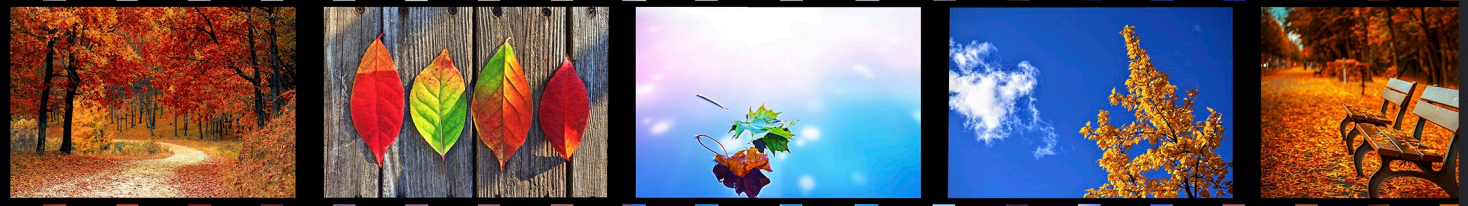
Microsoft Clipchamp is an online video editor designed to make video creation easy for everyone, even for those with no prior editing experience.



The video editor allows you to combine video assets, images, and audio files and add visual effects like text overlays, transitions, and filters. You can also add royalty-free stock videos, music, sound effects, stickers, overlays, backgrounds, and more. Easily save videos directly to your device once you've finished editing.

ist.lums.edu.pk

helpdesk@lums.edu.pk



Clipchamp for Work or Education Accounts

Your organization manages access to this version of Clipchamp. It gives you a video editing application at work or school, making it easy to incorporate videos into your daily tasks. Clipchamp is built on OneDrive and SharePoint and integrates seamlessly with other Microsoft productivity apps such as Teams Outlook.

How to access Clipchamp

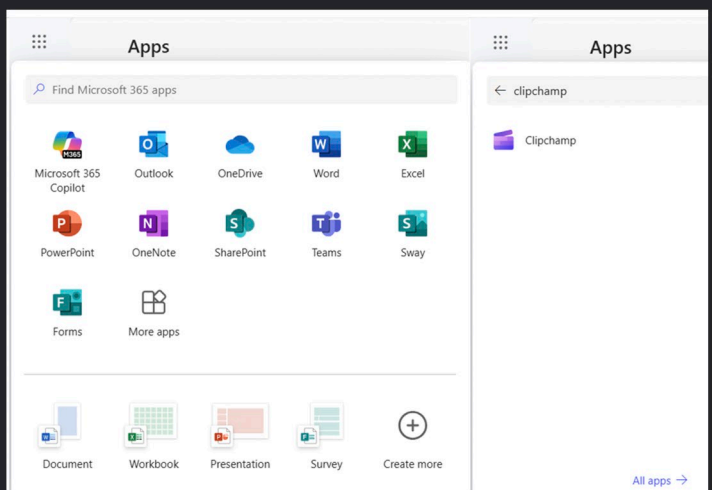
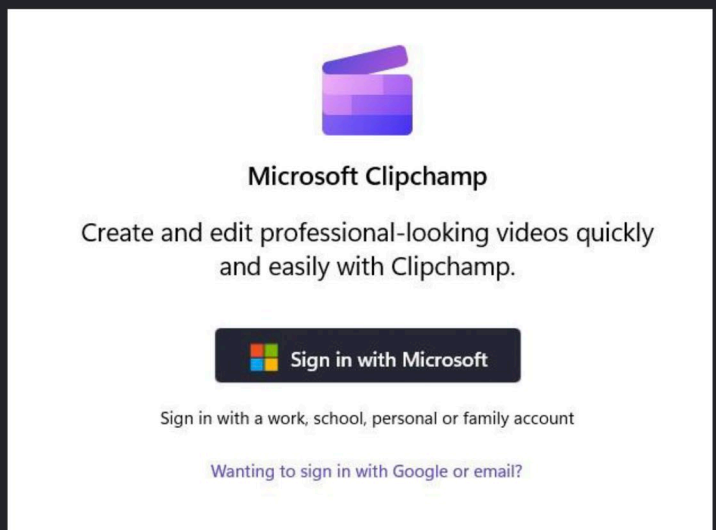
Windows 10/11:

To access Clipchamp in Windows 11, search for it in the Start menu or launch it from the Microsoft Photos app. After opening the app, sign in to Clipchamp using your LUMS Email credentials.

WEB:

Access the URL

<https://www.microsoft365.com/create>
through web login with your LUMS email credentials—open clipchamp in sign-in apps.





Through OneDrive:

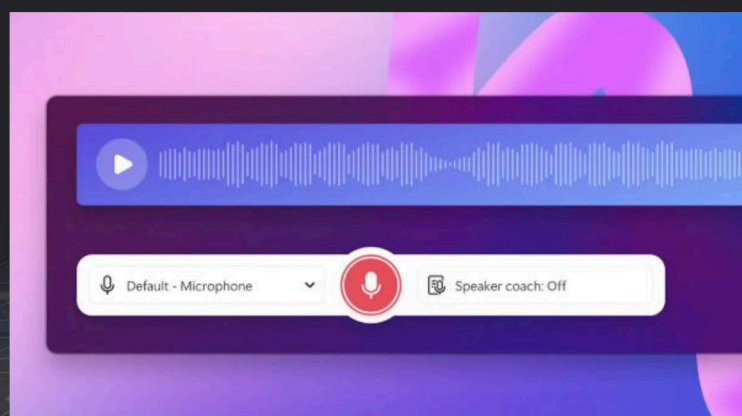
On the web, within OneDrive and SharePoint, click Add New. In OneDrive and SharePoint on the web, you can start a Clipchamp video editing project from an existing video file in My Files by selecting it and then selecting **Open > Edit in Clipchamp**.

Key Features

Recording capabilities

Record video, voice, or audio

- Record, edit, and save amazing videos and voiceovers—no professional skills needed.
- **Screen recorder:** record your screen and sound directly from your browser for free.
- **Camera recorder:** film webcam videos online in as many takes as you like.
- **Screen and webcam recorder:** record your screen and camera simultaneously to create perfect explainer videos.
- **Audio and voice recorder:** record your voice from your microphone to create authentic voiceovers. Seamlessly





Seamlessly include video in your workflow using webcam, screen, and voice recordings, and easily reference video transcripts.

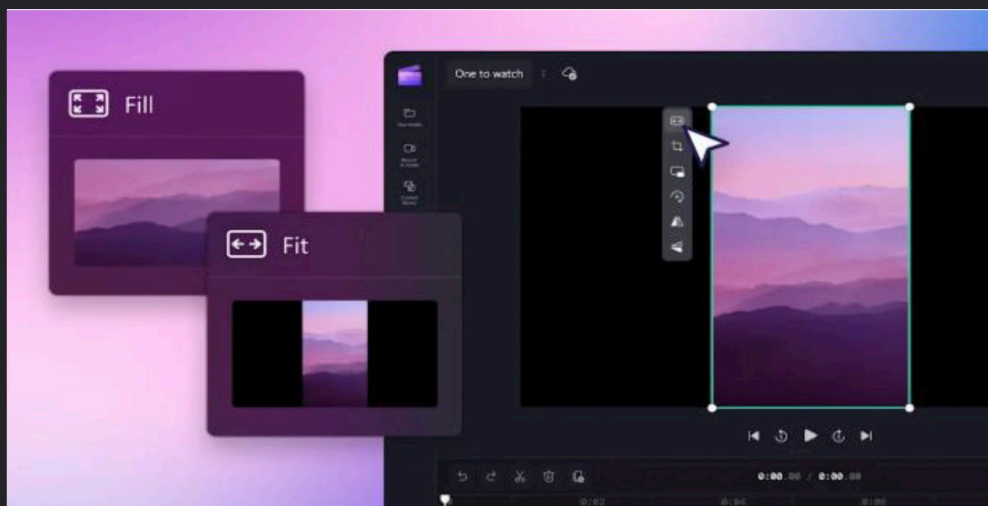

LEARN MORE



Edit with ease

Use beginner-friendly and advanced video editing tools for free.

- **Trim and rotate:** edit out excess footage or freely rotate video clips up to 360 degrees.
- **Resize and crop:** convert videos to the perfect aspect ratio size or crop away unwanted footage.
- **Green screen:** replace the video background with exciting stock videos, block colors, and special effects.
- **Audio:** edit your video's sound freely—split audio and video footage, remove audio, or replace it with stock music and sound effects.
- **GIF maker:** turn any video clip into a GIF animation and liven up your videos.

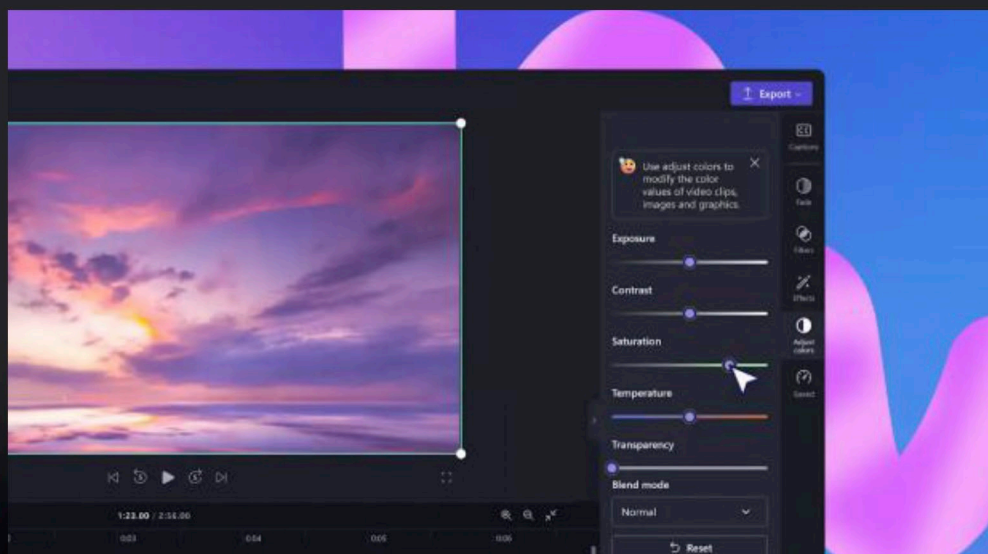




Level-up videos

Add finishing touches to boost your video's wow factor.

- **Text and titles:** add animated text, titles, and lower thirds in any color, font, and size.
- **Brand kit:** make recognizable videos by importing your logo, font, and colors.
- **Video enhancer:** improve your quality by adjusting brightness, saturation, and contrast.
- **Stickers, emojis, and shapes:** add emphasis, boost engagement, and create eye-catching videos with stickers.
- **Templates and stock:** choose a video template or use high-quality stock in the content library.
- **Overlays:** drag and drop to layer videos, images, and graphics onto videos.

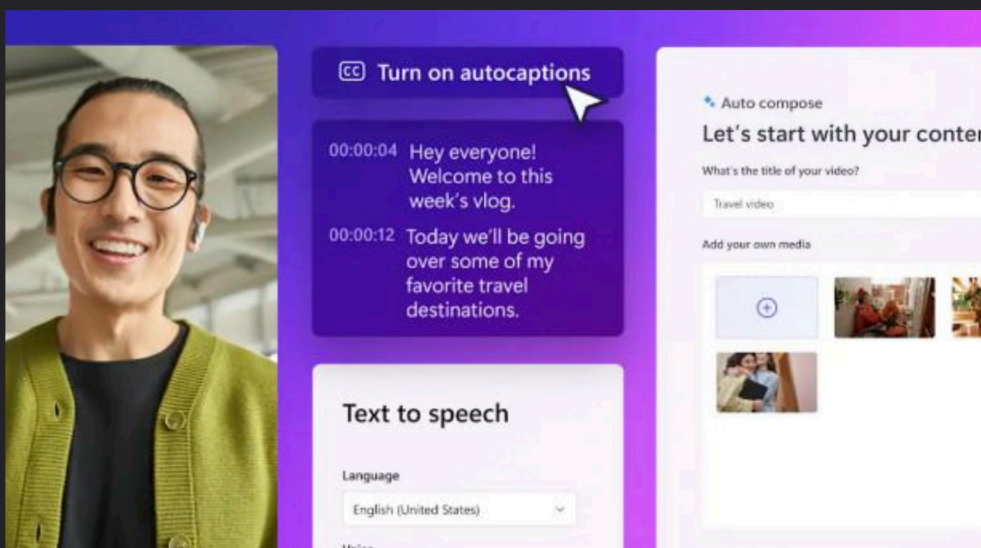




AI Suite

Create, edit, and enhance videos with AI-powered video editing tools.

- **AI text to speech:** generate a flawless AI voiceover in global languages to make videos with great reach.
- **AI video editor:** unleash your inner director with auto-compose to quickly generate engaging short videos.
- **AI silence remover:** find and erase unwanted silences and pauses automatically in any media.
- **AI background noise remover:** clean up, boost clarity, and remove background noises without losing audio quality.
- **AI subtitles:** create accessible and easy-to-follow videos with subtitles in any language.
- **AI background removal:** remove the background of any image and replace it with stock video, images, solid colors, and more.



LEARN MORE



For any queries and assistance, write us at:

helpdesk@lums.edu.pk